

Which one is for you?

Introducing **3** new models!

Must-have instruments for electricity professionals.

Made in Japan for rock-solid quality.



Voltage-only model:
Measure up to
1700 V DC*

DT4254



Safety-oriented model:
Fused measurement
terminals prevent
short-circuits

DT4255




Multi-functional model:
Meet diverse
applications

DT4256

*Terminal-to-ground voltage is 1000 V (CAT III) or 600 V (CAT IV).

Hioki's DT Series: The ultimate line of digital multimeters



DT4281 DT4282 DT4252 DT4253 DT4254 DT4255 DT4256 DT4221 DT4222

Now featuring application-specific testers for professionals

In response to strong demand from its user base, Hioki has introduced three new application-specific models to further enrich its DT4200 Digital Multimeter series.

Scheduled to be launched in
Late May
2015

HIOKI

DT4254

Ideal for solar power system and power equipment management



Measure 1700VDC during solar system open-voltage inspections

Use the DT4254 to measure DC voltages ranging from 600 mV to 1700 V to confidently conduct open-voltage inspections at megasolar installations.



Voltage-only model is ideal for use in power equipment inspections

The DT4254 is a voltage-only model that addresses the cause of short-circuits at the root by intentionally removing the current measurement terminals. The resulting safe design provides added peace of mind.

DT4255

Designed to ensure safety in the field with fused measurement terminals



A: 0.63 A / 1000 V fuse (50 kA [AC]/30 kA [DC] disconnect rating)
B: Circuit current-limiting resistor (10 W)



Absolute prevention of short-circuit accidents

In the event of erroneous operation, a protective circuit functions to prevent a short-circuit. A current-limiting resistor limits the short-circuit current if damage to the tester's circuitry results in a short-circuit condition, and a fast-blow fuse quickly disconnects the circuit to ensure safety.




Clamp-based current measurement to eliminate contact with energized parts

The ability to measure current with a clamp sensor ensures safety since no test leads need to be placed in direct contact with energized parts.

DT4256


Featuring a multi-functional design that can measure signals from 4 to 20 mA



Multi-function DMM for a wide range of applications

The multi-functional DT4256 provides voltage, current, resistance, capacitance, frequency, continuity check, and diode test functionality. It can also measure signals ranging from 4 to 20 mA and display results as a percentage. Multi-functional capability makes this DMM suitable for use in a broad range of measurement applications.

Shared functionality that delivers reliability in the field



Fast measurement and easily readable results

Automatically detect whether the target current is AC or DC and display measured values quickly. And thanks to an automatic display hold function, it's easy to read the results.



Display that's easy to see in dim locations

A bright backlight makes testing in the dark effortless.



Dust-proof design for fewer malfunctions

Thanks to an enclosure that's designed to keep out dust, the new DMMs deliver outstanding durability, even in dusty field locations.

Photo: An O-ring keeps dust out of the space around the instrument's rotary knob.



Shockproof construction for superior durability

Thanks to their robust design, the digital multimeters can withstand being dropped onto concrete from a height of 1 m.



High-quality, safety-first design

The DMMs feature a design that gives top priority to safety and deliver a high level of quality since all assembly processes are carried out in Japan.

Specifications (Typical ranges are indicated; may not reflect maximum or minimum measurable signal)

| Measurement items | DT4254 | DT4255 | DT4256 | Basic Characteristics | DT4254 / DT4255 / DT4256 | | |
|-------------------|-----------------------|-----------------------|-----------------------|--|-----------------------------|--------|--------|
| DC voltage | 600.0 mV to 1500 V | 600.0 mV to 1000 V | 600.0 mV to 1000 V | Display count | 6000 | | |
| AC voltage | 6.000 V to 1000 V | 6.000 V to 1000 V | 6.000 V to 1000 V | DCV basic accuracy | 0.3 %rdg. ±3 dgt. | | |
| DCA current | n/a | n/a | 60.00 mA to 10.00 A | ACV bandwidth | 1 kHz | | |
| ACA current | n/a | n/a | 600.0 mA to 10.00 A | True RMS | YES | | |
| AC clamp | n/a | 10.00 A to 1000 A | 10.00 A to 1000 A | Safety standard categories | CAT III 1000V / CAT IV 600V | | |
| Resistance | n/a | 600.0 Ω to 60.00 MΩ | 600.0 Ω to 60.00 MΩ | Additional Functions | | | |
| Temperature | n/a | n/a | n/a | Back light | DT4254 | DT4255 | DT4256 |
| Capacitance | n/a | 1.000 μF to 10.00 mF | 1.000 μF to 10.00 mF | Drop proof | Yes | Yes | Yes |
| Frequency | 99.99 Hz to 99.99 kHz | 99.99 Hz to 99.99 kHz | 99.99 Hz to 99.99 kHz | Max/Min/Avg display | Yes | Yes | Yes |
| Continuity check | n/a | Yes | Yes | From 4 to 20mA Percentage conversion display | n/a | n/a | Yes |
| Diode check | n/a | Yes | Yes | Fuse at voltage terminal | n/a | Yes | n/a |
| Voltage detection | Yes | Yes | Yes | | | | |
| AUTO AC/DCV | Yes | Yes | Yes | | | | |

Note: Company names and Product names appearing in this catalog are trademarks or registered trademarks of various companies.

HIOKI

HIOKI E. E. CORPORATION

HEADQUARTERS

81 Koizumi, Ueda, Nagano, 386-1192, Japan
TEL +81-268-28-0562 FAX +81-268-28-0568
http://www.hioki.com / E-mail: os-com@hioki.co.jp

HIOKI USA CORPORATION

TEL +1-609-409-9109 FAX +1-609-409-9108
http://www.hiokiusa.com / E-mail: hioki@hiokiusa.com

HIOKI (Shanghai) SALES & TRADING CO., LTD.
TEL +86-21-63910090 FAX +86-21-63910360
http://www.hioki.cn / E-mail: info@hioki.com.cn

HIOKI INDIA PRIVATE LIMITED
TEL +91-124-6590210 FAX +91-124-6460113
E-mail: hioki@hioki.in

HIOKI SINGAPORE PTE. LTD.
TEL +65-6634-7677 FAX +65-6634-7477
E-mail: info-sg@hioki.com.sg

HIOKI KOREA CO., LTD.
TEL +82-2-2183-8847 FAX +82-2-2183-3360
E-mail: info-kr@hioki.co.jp

DISTRIBUTED BY